



Features

- Stainless steel semi sharp cutting edge for soft or weak tissue
- Size embossed on each curette for easy identification
- Wide range of sizes
- Sterile and ready to use
- Disposable

Used in the following minor skin surgical procedures






- Curettage of a basal cell carcinoma
- Curettage of a verruca
- Curettage of other benign neoplasms of the skin

Clinical areas

- Dermatology
- Surgery
- Podiatry
- Veterinary

Package

- 20 curettes in a dispenser box
- 20 boxes per shipping carton

REF	SIZE	
MK402	2 mm	
MK403	3 mm	
MK404	4 mm	
MK405	5 mm	
MK407	7 mm	

Actual size



A dermal curette biopsy technique for various dermatological diseases



A punch (Trepan) biopsy technique for various dermatological diseases

References : Manabu MAEDA, MD & Ph D *Department of Dermatology, Prefectural Gifu Hospital, 4-6-1 Noishiki, Gifu City, 500-8717, Japan*

Product specifications may be changed without notice.



Certified Management System
ISO 9001
ISO 14001
ISO 13485



kai industries co., ltd.
1110, Oyana, Seki City, Gifu Pref. 501-3992 Japan
Phone: +81 (0) 575 28 6600 Fax: +81 (0) 575 28 6611
Email: info-ind@kai-group.com <http://www.kai-ind.co.jp>

kai Europe GmbH
Kottendorfer Str. 5, 42967 Solingen, Germany
Phone: +49 (0) 212 232380 Fax: +49 (0) 212 2323899